

Country Demographics <sup>1,2,3,8,11</sup>	
Total population (2020) <sup>11</sup>	649,335
Urban population (% , 2016) <sup>1</sup>	100%
Health expenditure per capita (\$US, 2009) <sup>8</sup>	\$897.30
Health expenditure, total (% of GDP, 2009) <sup>8</sup>	2.36%
Total births (2019) <sup>1</sup>	6,975
Surviving infants (2019) <sup>1</sup>	6,958
Life expectancy at birth (years, 2018) <sup>2</sup>	84 yrs
Number of districts (2013) <sup>3</sup>	0

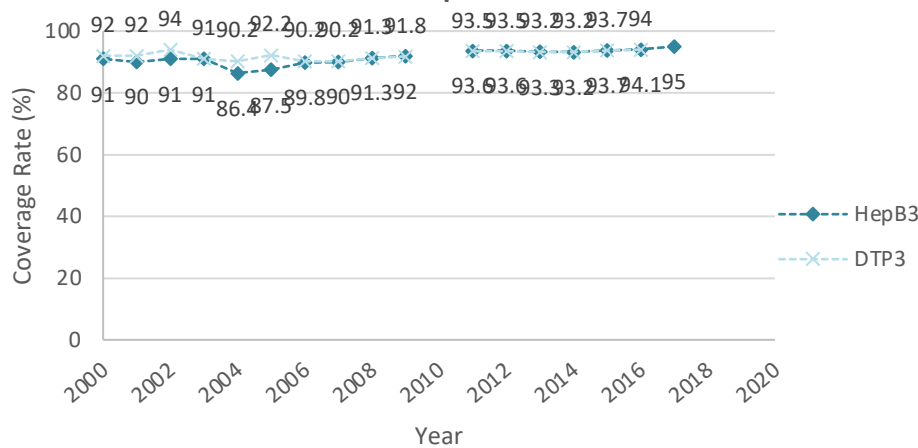
HBsAg Prevalence <sup>6</sup>	
Pre-vaccine HBsAG+ (%)	11%

Liver Cancer as Cause of Cancer Death (in Men) <sup>5</sup>	
Year: 2018	Ranking: NR

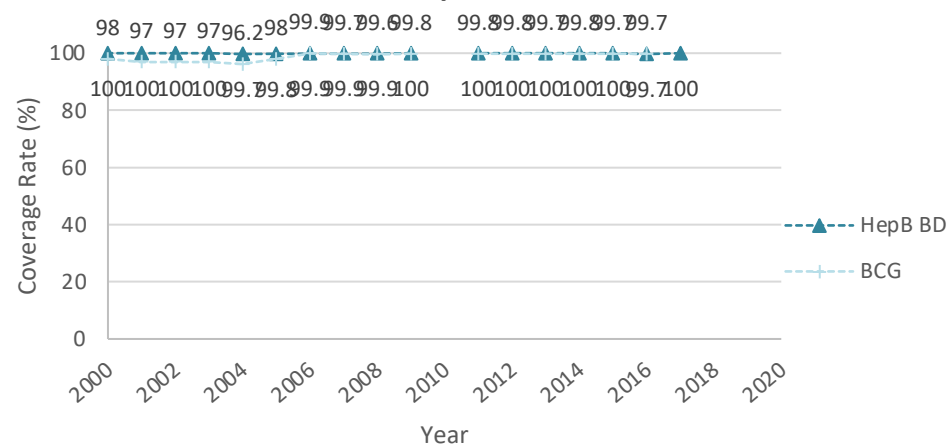
2019 Country Comparison in Western Pacific Region (37 Member States/Areas) <sup>4</sup>				
	Macao	Number of member states with WHO-UNICEF estimated coverage	Highest WHO-UNICEF estimated coverage in WPR	Lowest WHO-UNICEF estimated coverage in WPR
HepB3 <sup>4</sup>	NR	27	99% (Brunei Darussalam, China, Fiji, Japan, Niue, Tonga)	35% (Papua New Guinea)
HepB BD <sup>4</sup>	NR	24	99% (Brunei Darussalam, Cook Islands, Fiji, Kiribati, Malaysia, Nauru, Niue, Palau, Tonga)	25% (Papua New Guinea)

Hepatitis B Immunization Coverage <sup>4,7,9</sup>																			*These are official country estimates, not WHO-UNICEF estimates.	
	2000	2001	2002	2003	2004	2005	2006	2007	2008	2009	2010	2011	2012	2013	2014	2015	2016	2017	2018	2019
HepB3 <sup>7</sup>	91%	90%	91%	91%	86.4%	87.5%	89.8%	90%	91.3%	92%	NR	93.6%	93.6%	93.3%	93.2%	93.7%	94.1%	95% <sup>9</sup>	NR <sup>4</sup>	NR
HepB BD <sup>7</sup>	100%	100%	100%	100%	99.7%	99.8%	99.9%	99.9%	99.9%	100%	NR	100%	100%	100%	100%	100%	99.7%	100% <sup>9</sup>	NR <sup>4</sup>	NR
DTP3 <sup>7</sup>	92%	92%	94%	91%	90.2%	92.2%	90.2%	90.2%	91.3%	91.8%	NR	93.5%	93.5%	93.2%	93.2%	93.7%	94%	NR	NR <sup>4</sup>	NR
BCG <sup>7</sup>	98%	97%	97%	97%	96.2%	98%	99.9%	99.7%	99.6%	99.8%	NR	99.8%	99.8%	99.7%	99.8%	99.7%	99.7%	NR	NR <sup>4</sup>	NR

Macao: HepB3 vs. DTP3



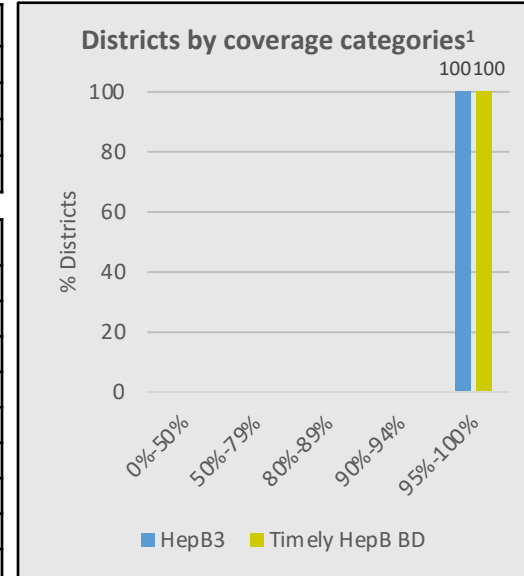
Macao: HepB BD vs. BCG



Abbreviations: NA= not applicable; NR= no report; HepB BD= birth dose within 24 hours; HepB3= at least 3 doses of HepB vaccine; HBsAg= HepB surface antigen. Data Compiled by APAVH 2019: WHO WPRO Hepatitis B control: country profile 2020<sup>1</sup>, World DataBank: World Development Indicators database<sup>2</sup>, NationMaster Country Profiles<sup>3</sup>, WHO Vaccine-Preventable Diseases: Monitoring System. 2020 global summary Official Country Estimates<sup>4</sup>, Global Cancer Observatory: Cancer Today-IARC<sup>5</sup>, Western Pacific Regional Plan for Hepatitis B control through Immunization<sup>6</sup>, WHO West Pacific Region Health Information and Intelligence Platform (HIIP): Immunization Coverage<sup>7</sup>, Western Pacific Country Health Information Profiles 2011 Revision<sup>8</sup>, Progress Toward Hepatitis B Control and Elimination of Mother-to-Child Transmission of Hepatitis B Virus — Western Pacific Region. 2005–2017<sup>9</sup>. National Immunization Data – EPI summaries by country<sup>10</sup>. Worldometer. Macao 2020<sup>11</sup>

National Policies on Hepatitis B Screening for Pregnant Women	
Mandatory HepB screening in all pregnant women (Y/N)	
-If Y, mandatory reporting of HBsAg positive pregnant women to public health department (Y/N)	
HBIG administered with HepB BD to infants born to HBsAg positive women (Y/N)	
- If Y, is it free? (Y/N)	

National Policies on Hepatitis B Immunization <sup>10</sup>	
Universal newborn HepB immunization (Y/N) <sup>10</sup>	Y
- If Y, year introduced <sup>10</sup>	1984
-HepB3 nationwide <sup>10</sup>	1989
-Free for all newborns (Y/N)	
-If free, state year introduced:	
Catch-up immunization program for unvaccinated children (Y/N)	
- If Y, year introduced	
-Free for all unvaccinated children (Y/N)	
-If free, state year introduced:	
Immunization program for health care workers (Y/N)	
- If Y, year introduced	
-Free for all health care workers(Y/N)	
-If free, state year introduced:	
HepB newborn immunization included in multiyear plan for EPI (Y/N)	
HepB BD in schedule (Y/N) <sup>10</sup>	Y
Systems to monitor HepB BD <sup>10</sup>	Hospitals
Systems to deliver HepB BD <sup>10</sup>	Hospitals
HepB vaccine funding other than country government (Y/N)	
-If Y, please specify funding source:	



National Policies on Chronic Hepatitis B Treatment	
Treatment for chronic HBV infection covered (Y/N)	
- If Y, year introduced	
-Interferon (Y/N)	
-Oral antiviral (Y/N)	

Certification Status <sup>1</sup>	
Year certification report received	
Year certification panel convened	Apr 2008
Year certification approved	Aug 2008
Approved with prevalence <1% or <2%?	<1% in children

Abbreviations: NA= not applicable; NR= no report; HepB BD= birth dose within 24 hours; HepB3= at least 3 doses of HepB vaccine; HBsAg= HepB surface antigen. Data Compiled by APAVH 2020: WHO WPRO Hepatitis B control: country profile 2019<sup>1</sup>, World DataBank: World Development Indicators database<sup>2</sup>, NationMaster Country Profiles<sup>3</sup>, WHO Vaccine-Preventable Diseases: Monitoring System. 2020 global summary Official Country Estimates<sup>4</sup>, Global Cancer Observatory: Cancer Today-IARC<sup>5</sup>, Western Pacific Regional Plan for Hepatitis B control through Immunization<sup>6</sup>, WHO West Pacific Region Health Information and Intelligence Platform (HIIP): Immunization Coverage<sup>7</sup>, Western Pacific Country Health Information Profiles 2011 Revision<sup>8</sup>, Progress Toward Hepatitis B Control and Elimination of Mother-to-Child Transmission of Hepatitis B Virus — Western Pacific Region, 2005–2017<sup>9</sup>, National Immunization Data – EPI summaries by country<sup>10</sup>