

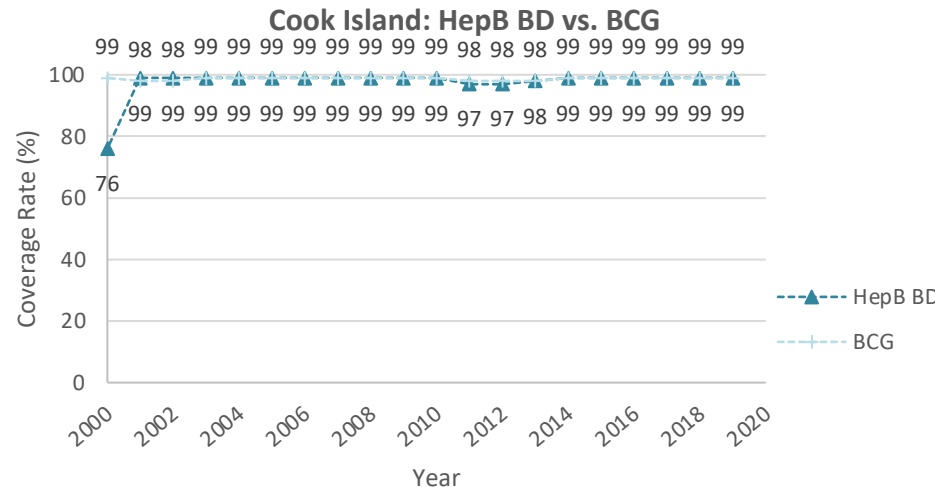
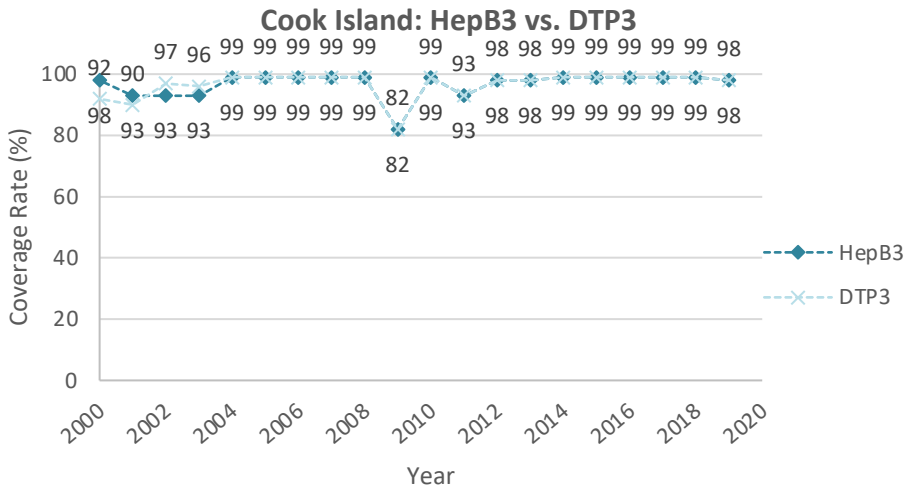
Country Demographics ^{1,2,3,7,9,10}	
Total population (2020) ⁹	17,564
Urban population (% of total, 2020) ⁹	75.3%
Health expenditure per capita (\$US, 2009) ²	\$503.6
Health expenditure, total (% of GDP, 2014) ¹⁰	3.38%
Total births (2019) ¹	218
Surviving infants (2019) ¹	218
Life expectancy at birth (years, 2020) ⁷	76.6 yrs
Number of districts (2013) ³	13

HBsAg Prevalence ⁶	
Pre-vaccine HBsAg+ (%)	10%

Liver Cancer as Cause of Cancer Death (in Men) ⁵	
Year: 2018	Ranking: NR

2019 Country Comparison in Western Pacific Region (37 Member States/Areas) ⁴				
	Cook Islands	Number of member states with WHO-UNICEF estimated coverage	Highest WHO-UNICEF estimated coverage in WPR	Lowest WHO-UNICEF estimated coverage in WPR
HepB3 ⁴	98%	27	99% (Brunei Darussalam, China, Fiji, Japan, Niue, Tonga)	35% (Papua New Guinea)
HepB BD ⁴	99%	24	99% (Brunei Darussalam, Cook Islands, Fiji, Kiribati, Malaysia, Nauru, Niue, Palau, Tonga)	25% (Papua New Guinea)

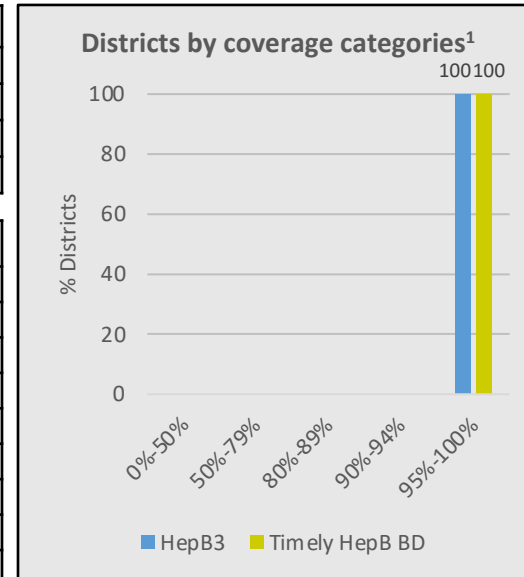
Hepatitis B Immunization Coverage ⁴																				
	2000	2001	2002	2003	2004	2005	2006	2007	2008	2009	2010	2011	2012	2013	2014	2015	2016	2017	2018	2019
HepB3 ⁴	98%	93%	93%	93%	99%	99%	99%	99%	99%	82%	99%	93%	98%	98%	99%	99%	99%	99%	99%	98%
HepB BD ⁴	76%	99%	99%	99%	99%	99%	99%	99%	99%	99%	99%	97%	97%	98%	99%	99%	99%	99%	99%	99%
DTP3 ⁴	92%	90%	97%	96%	99%	99%	99%	99%	99%	82%	99%	93%	98%	98%	99%	99%	99%	99%	99%	98%
BCG ⁴	99%	98%	98%	99%	99%	99%	99%	99%	99%	99%	99%	98%	98%	98%	99%	99%	99%	99%	99%	99%



Abbreviations: NA= not applicable; NR= no report; HepB BD= birth dose within 24 hours; HepB3= at least 3 doses of HepB vaccine; HBsAg= HepB surface antigen. Data Compiled by APAVH 2020: WHO WPRO Hepatitis B control: country profile 2019¹, Western Pacific Country Health Information Profiles 2011 Revision², Immunization Summary: A statistical reference containing data through 2013³, WHO Vaccine-Preventable Diseases: Monitoring System. 2020 global summary WHO-UNICEF estimates⁴, Global Cancer Observatory: Cancer Today-IARC⁵, Western Pacific Regional Plan for Hepatitis B control through Immunization⁶, CIA The World Factbook⁷, National Immunization Data – EPI summaries by country⁸, Worldometer, Cook Islands 2020⁹
Cook Islands – World Health Organization¹⁰

National Policies on Hepatitis B Screening for Pregnant Women	
Mandatory HepB screening in all pregnant women (Y/N)	
-If Y, mandatory reporting of HBs-Ag positive pregnant women to public health department (Y/N)	
HBIG administered with HepB BD to infants born to HBsAg positive women (Y/N)	
- If Y, is it free? (Y/N)	

National Policies on Hepatitis B Immunization ⁸	
Universal newborn HepB immunization (Y/N) ⁸	Y
- If Y, year introduced ⁸	1989
-HepB3 nationwide ⁸	NR
-Free for all newborns (Y/N)	
-If free, state year introduced:	
Catch-up immunization program for unvaccinated children (Y/N)	
- If Y, year introduced	
-Free for all unvaccinated children (Y/N)	
-If free, state year introduced:	
Immunization program for health care workers (Y/N)	
- If Y, year introduced	
-Free for all health care workers(Y/N)	
-If free, state year introduced:	
HepB newborn immunization included in multiyear plan for EPI (Y/N)	
HepB BD in schedule (Y/N) ⁸	Y
Systems to monitor HepB BD ⁸	Hospitals, HCs, Homes
Systems to deliver HepB BD ⁸	Hospitals, HCs, Homes
HepB vaccine funding other than country government (Y/N)	
-If Y, please specify funding source:	



National Policies on Chronic Hepatitis B Treatment	
Treatment for chronic HBV infection covered (Y/N)	
- If Y, year introduced	
-Interferon (Y/N)	
-Oral antiviral (Y/N)	

Certification Status ¹	
Year certification report received	
Year certification panel convened	Jan 2013
Year certification approved	Oct 2013
Approved with prevalence <1% or <2%?	<1% in children