

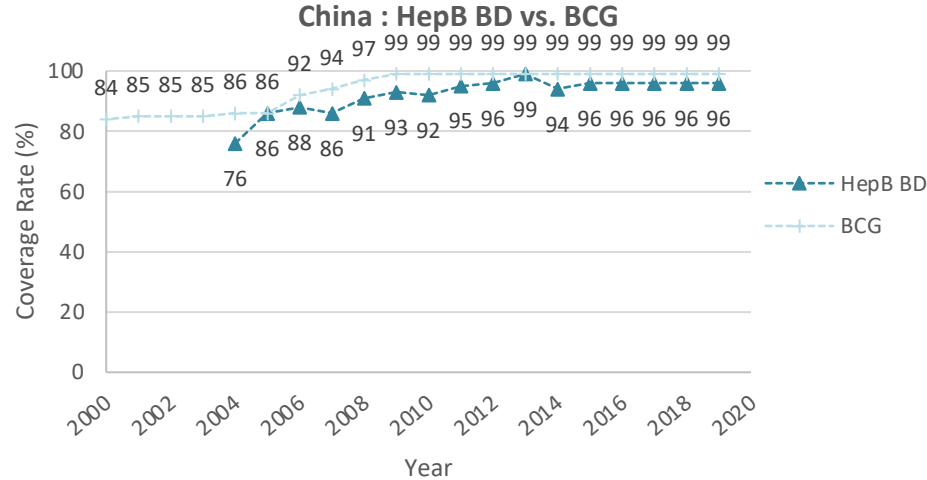
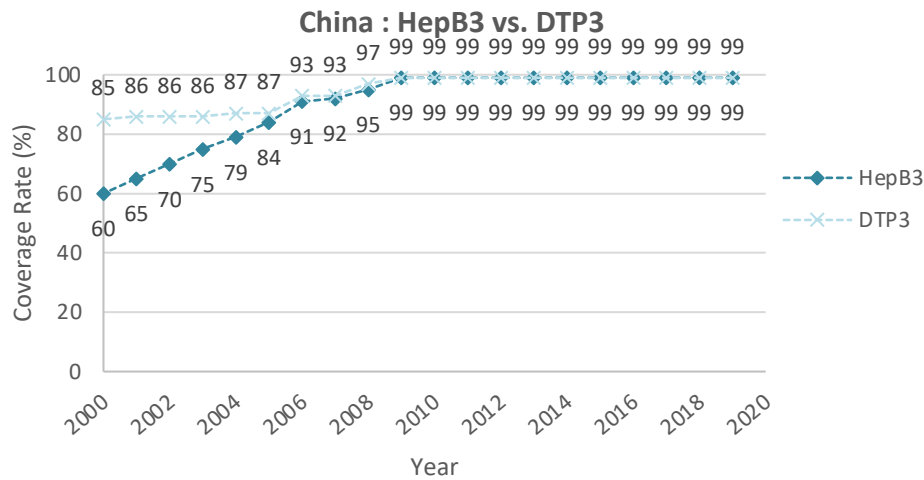
Country Demographics <sup>1,2,3,8</sup>	
Total population (2020) <sup>8</sup>	1,439,323,776
Urban population (% of total, 2020) <sup>8</sup>	60.8%
Health expenditure per capita (\$US, 2017) <sup>2</sup>	\$440.83
Health expenditure, total (% of GDP, 2017) <sup>2</sup>	5.15%
Total births (2019) <sup>1</sup>	16,539,228
Surviving infants (2019) <sup>1</sup>	16,384,922
Life expectancy at birth (years, 2020) <sup>8</sup>	77.47 yrs
Number of districts (2013) <sup>3</sup>	2,959

HBsAg Prevalence <sup>6</sup>	
Pre-vaccine HBsAg+ (%)	10%

Liver Cancer as Cause of Cancer Death (in Men) <sup>5</sup>	
Year: 2018	Ranking: 2

2019 Country Comparison in Western Pacific Region (37 Member States/Areas) <sup>4</sup>				
	China	Number of member states with WHO-UNICEF estimated coverage	Highest WHO-UNICEF estimated coverage in WPR	Lowest WHO-UNICEF estimated coverage in WPR
HepB3 <sup>4</sup>	99%	27	99% (Brunei Darussalam, China, Fiji, Japan, Niue, Tonga)	35% (Papua New Guinea)
HepB BD <sup>4</sup>	96%	24	99% (Brunei Darussalam, Cook Islands, Fiji, Kiribati, Malaysia, Nauru, Niue, Palau, Tonga)	25% (Papua New Guinea)

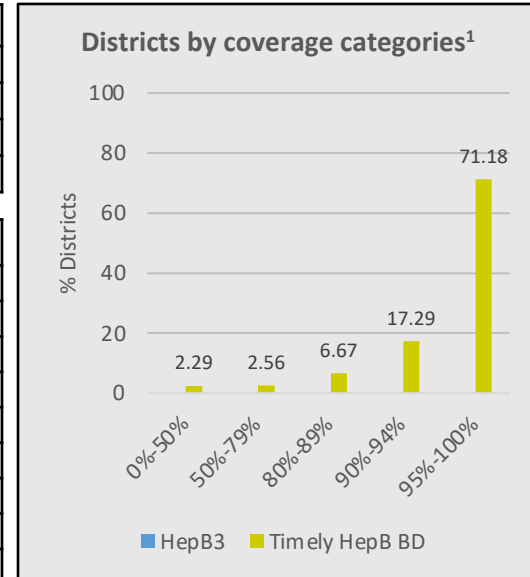
Hepatitis B Immunization Coverage <sup>4</sup>																				
	2000	2001	2002	2003	2004	2005	2006	2007	2008	2009	2010	2011	2012	2013	2014	2015	2016	2017	2018	2019
HepB3 <sup>4</sup>	60%	65%	70%	75%	79%	84%	91%	92%	95%	99%	99%	99%	99%	99%	99%	99%	99%	99%	99%	99%
HepB BD <sup>4</sup>	NR	NR	NR	NR	76%	86%	88%	86%	91%	93%	92%	95%	96%	99%	94%	96%	96%	96%	96%	96%
DTP3 <sup>4</sup>	85%	86%	86%	86%	87%	87%	93%	93%	97%	99%	99%	99%	99%	99%	99%	99%	99%	99%	99%	99%
BCG <sup>4</sup>	84%	85%	85%	85%	86%	86%	92%	94%	97%	99%	99%	99%	99%	99%	99%	99%	99%	99%	99%	99%



Abbreviations: NA= not applicable; NR= no report; HepB BD= birth dose within 24 hours; HepB3= at least 3 doses of HepB vaccine; HBsAg= HepB surface antigen. Data Compiled by APAVH 2020: WHO WPRO Hepatitis B control: country profile 2019<sup>1</sup>, World DataBank: World Development Indicators database<sup>2</sup>, Immunization Summary: A statistical reference containing data through 2013<sup>3</sup>, WHO Vaccine-Preventable Diseases: Monitoring System. 2020 global summary WHO-UNICEF estimates<sup>4</sup>, Global Cancer Observatory: Cancer Today-IARC<sup>5</sup>, Western Pacific Regional Plan for Hepatitis B control through Immunization<sup>6</sup>, National Immunization Data – EPI summaries by country<sup>7</sup> Worldometer, Cambodia 2020<sup>8</sup>

National Policies on Hepatitis B Screening for Pregnant Women	
Mandatory HepB screening in all pregnant women (Y/N)	
-If Y, mandatory reporting of HBs-Ag positive pregnant women to public health department (Y/N)	
HBIG administered with HepB BD to infants born to HBsAg positive women (Y/N)	
- If Y, is it free? (Y/N)	

National Policies on Hepatitis B Immunization <sup>7</sup>	
Universal newborn HepB immunization (Y/N) <sup>7</sup>	Y
- If Y, year introduced <sup>7</sup>	1992
-HepB3 nationwide <sup>7</sup>	1992
-Free for all newborns (Y/N)	Y
-If free, state year introduced:	
Catch-up immunization program for unvaccinated children (Y/N)	
- If Y, year introduced	
-Free for all unvaccinated children (Y/N)	
-If free, state year introduced:	
Immunization program for health care workers (Y/N)	
- If Y, year introduced	
-Free for all health care workers(Y/N)	
-If free, state year introduced:	
HepB newborn immunization included in multiyear plan for EPI (Y/N)	
HepB BD in schedule (Y/N) <sup>7</sup>	Y
Systems to monitor HepB BD <sup>7</sup>	Hospitals, HCs, Homes
Systems to deliver HepB BD <sup>7</sup>	Hospitals, HCs, Homes
HepB vaccine funding other than country government (Y/N)	
-If Y, please specify funding source:	



National Policies on Chronic Hepatitis B Treatment	
Treatment for chronic HBV infection covered (Y/N)	
- If Y, year introduced	
-Interferon (Y/N)	
-Oral antiviral (Y/N)	

Certification Status <sup>1</sup>	
Year certification report received	
Year certification panel convened	Feb 2012
Year certification approved	Jun 2012
Approved with prevalence <1% or <2%?	<1% in children

Abbreviations: NA= not applicable; NR= no report; HepB BD= birth dose within 24 hours; HepB3= at least 3 doses of HepB vaccine; HBsAg= HepB surface antigen. Data Compiled by APAVH 2020: WHO WPRO Hepatitis B control: country profile 2019<sup>1</sup>, World DataBank: World Development Indicators database<sup>2</sup>, Immunization Summary: A statistical reference containing data through 2013<sup>3</sup>, WHO Vaccine-Preventable Diseases: Monitoring System. 2019 global summary WHO-UNICEF estimates<sup>4</sup>, Global Cancer Observatory: Cancer Today-IARC<sup>5</sup>, Western Pacific Regional Plan for Hepatitis B control through Immunization<sup>6</sup>, National Immunization Data – EPI summaries by country<sup>7</sup>